



FOR PRICE LISTING  
GO TO PAGE 317

# PLASMA CUTTING

Replacement Parts

Suitable For

## HYPER THERM

Torch Model Power Supply Model

HT4001

- |                                  |                             |                               |                              |                                     |
|----------------------------------|-----------------------------|-------------------------------|------------------------------|-------------------------------------|
| T-088 Retaining Cap, Tapered     | T-078 Nozzle, .099, Oxy     | T-1292 Swirl Ring Oxy 260 A   | T-1293 Electrode, Oxy, 260A  | T-1388 Water Tube                   |
| T-1378 Retaining Cap, Bevel, Oxy | T-1380 Nozzle, Beveling Oxy | T-1381 Swirl Ring, Oxy, 340 A | T-1382 Electrode, Oxy, 340 A | T-1389 Water Tube 620               |
| T-1379 Retaining Cap, Bevel, Nit |                             |                               |                              | T-1390 Water Tube, 620, Bevel, Nit. |
| T-508 Retaining Cap, Std, Nit    |                             |                               |                              | T-1391 Water Tube, 620, Bevel, Oxy  |
- 
- |                                 |                              |                               |
|---------------------------------|------------------------------|-------------------------------|
| T-080 Nozzle, .166, Nit.        | T-020 Swirl Ring, Nit.       | T-084 Electrode, Nit. 400A    |
| T-079 Nozzle, .120, Nit.        | T-022 Swirl Ring, .220, Nit. | T-499 Electrode, Nit.         |
| T-509 Nozzle, .120, Nit.        |                              | T-1387 Electrode, Bevel, Nit. |
| T-510 Nozzle, .166, Nit.        |                              |                               |
| T-511 Nozzle, .187, Nit.        |                              |                               |
| T-1383 Nozzle, .120, Nit. Bevel |                              |                               |
| T-3855 Nozzle, .166, Nit. Bevel |                              |                               |
| T-3715 Nozzle, .187, Nit. Bevel |                              |                               |
| T-1386 Nozzle, .220, Nit. Bevel |                              |                               |



ITEMS NOT SHOWN

Accessories Suitable For

## HYPER THERM

Torch Model Power Supply Model

HT 4000®, HT 4001®, HT 400®, PAC 500, PAC 600

Lead, Hi-Freq.

- |            |                                  |                          |
|------------|----------------------------------|--------------------------|
| T-609 10ft | T-638 Tubing 3/8 ID              | T-1001 Insulating Sleeve |
| T-611 15ft | T-677 Shrink-On Tubing 1/2" x 3" |                          |
| T-612 20ft |                                  |                          |
| T-613 25ft |                                  |                          |
| T-614 30ft |                                  |                          |
| T-615 35ft |                                  |                          |
| T-616 40ft |                                  |                          |
- 
- |              |             |                       |
|--------------|-------------|-----------------------|
| T-600 Collar | T-602 Clamp | T-639 Shielding Braid |
|--------------|-------------|-----------------------|
- 
- | Cable, Water Cooled | Hose, Gas  | Hose, Water |
|---------------------|------------|-------------|
| T-608 10ft          | T-619 10ft | T-625 10ft  |
| T-610 15ft          | T-620 15ft | T-626 15ft  |
| T-603 20ft          | T-617 20ft | T-618 20ft  |
| T-604 25ft          | T-621 25ft | T-627 25ft  |
| T-605 30ft          | T-622 30ft | T-628 30ft  |
| T-606 35ft          | T-623 35ft | T-629 35ft  |
| T-607 30ft          | T-624 40ft | T-630 40ft  |

Leads, Shielded

- |            |            |            |            |
|------------|------------|------------|------------|
| T-631 10ft | T-633 20ft | T-635 30ft | T-637 30ft |
| T-632 15ft | T-634 25ft | T-636 30ft |            |

ITEM NOT SHOWN: T-601 Plasma Reducing Nipple

Suitable For

## INNERLOGIC®

Torch Model Power Supply Model

SR-45i



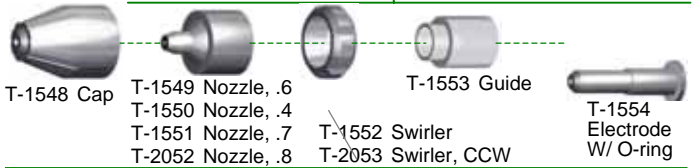
Suitable For

## KOMATSU®

Torch Model Power Supply Model

G904 — 40 Amp

RASOR KCR - 0448, 0451



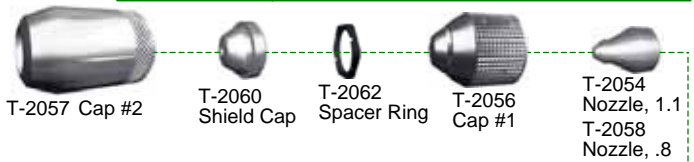
Suitable For

## KOMATSU®

Torch Model Power Supply Model

G990 — 90A

RASOR KCR-1251, 12714, 0714, 0951



ITEMS NOT SHOWN

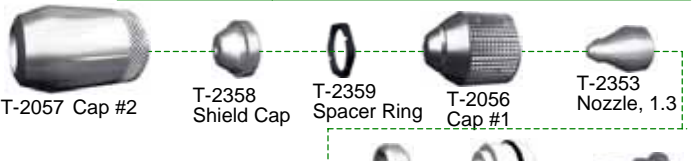
Suitable For

## KOMATSU®

Torch Model Power Supply Model

G990 — 120A

RASOR KCR-1251, 12714



ITEM NOT SHOWN: T-2361 Cooling Tube

Suitable For

## Lincoln Electric®

Torch Model Power Supply Model

Procut® 20, 55, 80

