



FOR PRICE LISTING  
GO TO PAGE 317

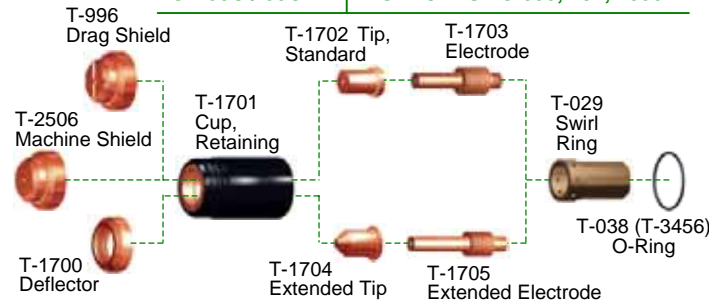
# PLASMA CUTTING

Replacement Parts

Suitable For

**MILLER®**

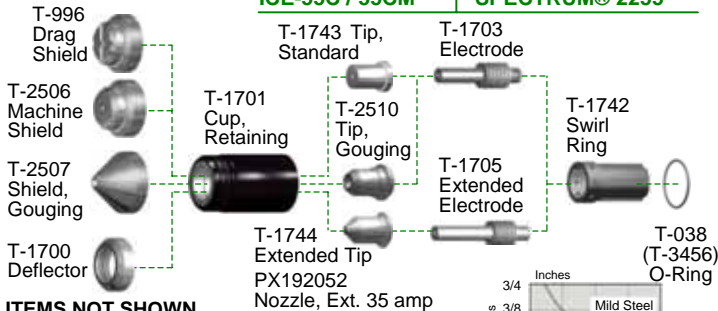
Torch Model	Power Supply Model
ICE-50C / 50CM	SPECTRUM® 650, 701, 2050



Suitable For

**MILLER®**

Torch Model	Power Supply Model
ICE-55C / 55CM	SPECTRUM® 2255



**ITEMS NOT SHOWN**

- T-2515 Hand Torch
  - T-2516 Machine Torch
- Note: To use ICE-55C Nozzles on the ICE-50C torch, switch the Swirl Ring (Part # T-1742)

**REQUIREMENTS:**

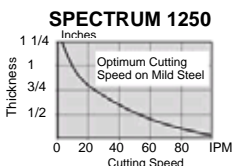
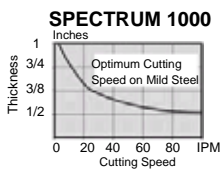
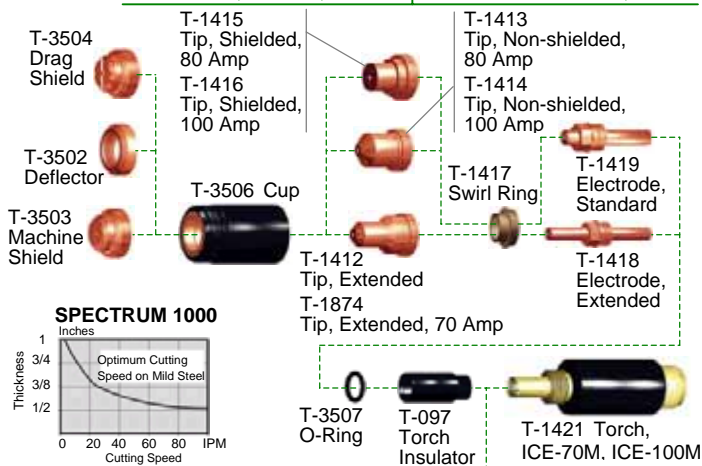
Gas: Air, Nitrogen  
Pressure: 70 psi  
Flow: 5,3 scfm



Suitable For

**MILLER®**

Torch Model	Power Supply Model
ICE-70/70M, ICE100,100M	SPECTRUM® 1000, 1250




**ITEMS NOT SHOWN**

- T-2857 Leads Assy, 30'
- T-2856 Torch w/Leads Assy, 30'
- T-1420 Torch, ICE-70, ICE-100

Suitable For

**MILLER®**

Torch Model	Power Supply Model
ICE-80C, 80CM	

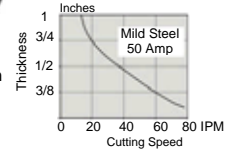


**ITEMS NOT SHOWN**

- T-2501 Tip, Gouging
- T-2502 Shield, Gouging
- T-2503 Hand Torch
- T-2504 Machine Torch

**REQUIREMENTS:**

Gas: Air, Nitrogen  
Pressure: 65 psi  
Flow: 6,7 scfm



Suitable For

**MULTIQUIP®**

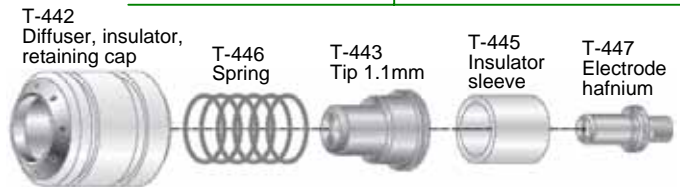
Torch Model	Power Supply Model
PCX 50SS	



Suitable For

**NUTECSYS®**

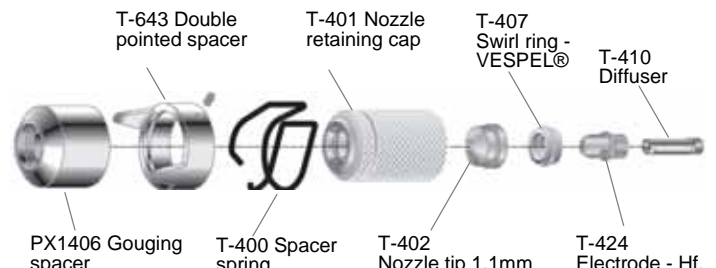
Torch Model	Power Supply Model
NPT-3, 3R & 3S	



Suitable For

**NUTECSYS®**

Torch Model	Power Supply Model
NPT-12	



**For NUTECSYS Torch Models:  
NPT- 4, 5, 6, & 7  
use Binzel PSB 60/80/121  
Parts**

"( )" = Alternate Number