

HOSSFELD UNIVERSAL® BENDER No. 2 "Wrenchless Type"

Universal No. 2 Bender ←→ Starter Sets

Dies and Attachments for Special Purpose Operations (continued)

Bending Square Tubing on Section Diagonal 180° or Feed Along




Figure 28-1
Bend Square Tube, 1/2" through 1" on Section Diagonal, 180 degrees. Radius depends on wall thickness and tube size.




Figure 28-2
Bend Square Tube, 1/2" through 1-1/4" on Section Diagonal or 10" or larger radius Feed-Along Type.

Bending 1-1/2" and 2" Standard Pipe




Figure 29
Feed-Along Type dies permit any degree of bend offsets, coils.

180° Bending with special "L" Frame




Figure 30
Bend pipe, tube or solid stock on wrap around dies.

Single stroke 90° bend on pipe, rigid conduit




Figure 31
No Mandrels or Fillers required to make smooth bends.

Forming sharp square bends on wide flat stock




Figure 32
Cold Bend up to 1/4" x 4-1/2 Hot Rolled Mild Steel or equivalent.

HOSSFELD # 2 ORDERING INFORMATION



START WITH:

#46000 STANDARD SET (#2 BENDER MANUAL) \$999.80 EA.

Basic hardware & tooling to bend flat bar & square or round bar stock (up to 1" with a 180 degree (or less) bend

(FOR ADDITIONAL TOOLING OPTIONS, SEE NEXT PAGE.)

ADD:

#20768 PEDESTAL STAND

\$345.00 EA.

HYDRAULIC POWER IS RECOMMENDED ON HEAVY MATERIAL

- 1-1/4" through 2" OD Mechanical Grade AISI 1010 Steel Tube.
- 1" through 2" Schedule 40 American Pipe • ASTM-A53 Type F AISI 1020 45,000 psi Tensile Strength
- 1-1/2" x 1-1/2" x 1/8" through 2" x 2" x 3/16" Angle Iron.
- 3/4" through 1-1/4" Round or Square HR AISI 1020 Bar Stock

SAFE WORKING CAPACITY OF HYDRAULIC POWER EQUIPMENT

The No. 49001 and No. 49004 Hydraulic Power Units are factory precision adjusted at a maximum pressure of 1000 pounds per square inch. Operation of the power equipment at a hydraulic pressure greater than 1000 pounds per square inch will exceed the design working capacity of the machine and its bending tools. This could be dangerous to the operator and will void the warranty. Only the No. 49001 and the No. 49004 power units supplied by the Hossfeld Manufacturing Company are authorized for application of hydraulic power to the Hossfeld Bending Machines.

EASY TO INSTALL - SIMPLE TO OPERATE - RUGGEDLY CONSTRUCTED - ECONOMICAL TO USE - VERSATILE

Production bending in short runs and hard to pull bends on heavy material are accomplished easily with Hydraulic power provided by the Hydraulic Attachment for the No. 2 HOSSFELD UNIVERSAL® Bender.

Simple, positive foot control of the hydraulic power leaves both hands free to control stock. Double acting cylinder returns swinging frame while operator resets stock for feed along bending. Operator can gauge degree of bend better and complete bends faster, with less work, than by manual bending.

For bending 90° up to 180° on wrap around type dies a special "L" type swinging frame is available (see Fig. 30 illustration).

The Hydraulic Attachment can be used with any Model No. 2 HOSSFELD UNIVERSAL® Bender. Installation can be made quickly and easily with only 4 bolts (included) by following simple, illustrated instructions furnished. Changing from power to manual operation requires only disconnecting, or connecting, the hydraulic ram by pulling, or inserting one pin.

Typical bends are illustrated below. With the exception of the bending of eyebolts, figures 2 and 6, all the bends illustrated in this catalog section can be made on the hydraulic powered unit.

FOR HYDRAULIC ADD:

#49000LP HYDRAULIC CONVERSION KIT \$3,428.33 EA.

INCLUDES: CYLINDER, "L" SWING FRAME, HOSES & HARDWARE (LESS PUMP)

AND ADD:

#49001 *STANDARD HYDRAULIC POWER UNIT \$2,165.00 EA.

*NOTE: STANDARD UNIT CAN LATER BE UPGRADED TO PRECISION UNIT BY ORDERING #49006 PRECISION UPGRADE KIT \$980.00 EA.

OR

#40004 PRECISION HYDRAULIC POWER UNIT \$3,336.85 EA.