



**FOR PRICE LISTING
GO TO PAGE 317**

PLASMA CUTTING


Replacement Parts

Suitable For

ESAB® (L-TEC® / Linde®)

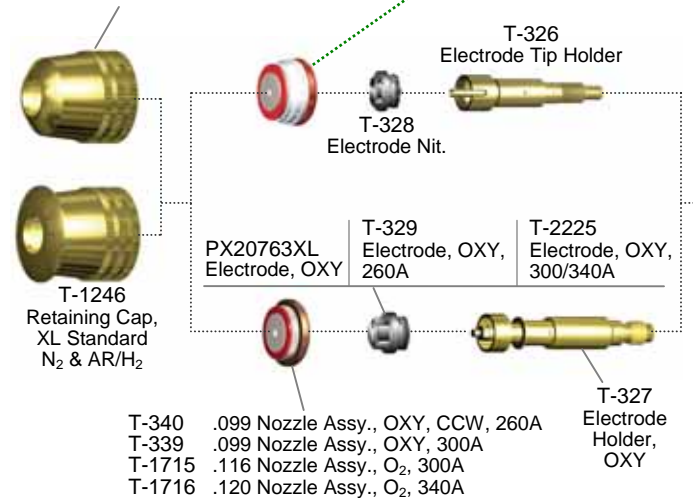
Torch Model Power Supply Model

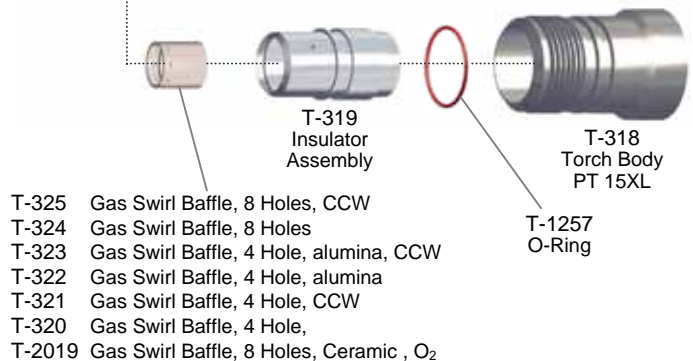
PT-15, PT-15XL PCM-8, ESP-1000

- | | |
|----------------------|-----------------------------|
| T-353 .260 Insulator | T-347 Water Swirl Ring, CCW |
| T-352 .225 Insulator | T-346 Water Swirl Ring |
| T-351 .180 Insulator | |
| T-350 .140 Insulator | |
| | T-345 .250 Nozzle Base |
| | T-344 .230 Nozzle Base |
| | T-343 .200 Nozzle Base |
| | T-342 .156 Nozzle Base |
| | T-341 .125 Nozzle Base |
- 

- | | |
|------------------------------------|-----------------------------------|
| T-338 .250 Nozzle Assy, Std | T-992 .200 Nozle Assy, Heavy Duty |
| T-337 .230 Nozzle Assy, CCW, Std | T-333 .156 Nozle Assy, CCW, Std |
| T-336 .230 Nozzle Assy, Std | T-332 .156 Nozzle Assy. |
| T-2914 .230 Nozle Assy, Heavy Duty | T-995 .156 Nozle Assy, Heavy Duty |
| T-335 .200 Nozzle Assy, CCW, Std | T-331 .200 Nozzle Assy, CCW Std |
| T-334 .200 Nozzle Assy, | T-330 .200 Nozzle Assy, Std |

- T-356 Retaining Cap, PT 15
T-355 Retaining Cap, XL, O₂ & Beveling
PX20402 Retaining Cap, No Feet

- 
- T-326 Electrode Tip Holder
T-328 Electrode Nit.
T-329 Electrode, OXY, 260A
T-2225 Electrode, OXY, 300/340A
PX20763XL Electrode, OXY
T-1246 Retaining Cap, XL Standard N₂ & AR/H₂
T-340 .099 Nozzle Assy., OXY, CCW, 260A
T-339 .099 Nozzle Assy., OXY, 300A
T-1715 .116 Nozzle Assy., O₂, 300A
T-1716 .120 Nozzle Assy., O₂, 340A
T-327 Electrode Holder, OXY

- 
- T-319 Insulator Assembly
T-318 Torch Body PT 15XL
T-1257 O-Ring
T-325 Gas Swirl Baffle, 8 Holes, CCW
T-324 Gas Swirl Baffle, 8 Holes
T-323 Gas Swirl Baffle, 4 Hole, alumina, CCW
T-322 Gas Swirl Baffle, 4 Hole, alumina
T-321 Gas Swirl Baffle, 4 Hole, CCW
T-320 Gas Swirl Baffle, 4 Hole,
T-2019 Gas Swirl Baffle, 8 Holes, Ceramic, O₂

ADDITIONAL ITEMS NOT SHOWN

- | | | |
|---------------------|---------------|---------------|
| T-1247 Locating Pin | T-1256 O-Ring | T-1254 O-Ring |
| T-1255 O-Ring | | |

ACCESSORIES Suitable For

ESAB® (L-TEC® / Linde®)

Torch Model Power Supply Model

PT-15, PT-15XL PCM-8, ESP-1000



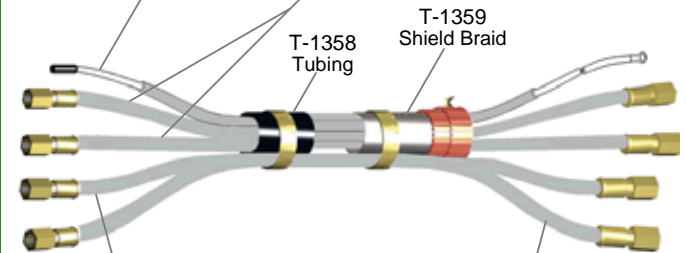
Leads Complete

- T-1360 Leads Package, 6' ESP
T-1361 Leads Package, 12' ESP
T-1362 Leads Package, 15' ESP
T-1363 Leads Package, 20' ESP
T-1364 Leads Package, 25' ESP
T-999 Leads Package, 6' PCM-8
T-1365 Leads Package, 8' PCM-8

Torch w/Leads

- T-517 15XL w/ Leads, 6' ESP
T-1366 15XL w/ Leads, 12' ESP
T-1367 15XL w/ Leads, 15' ESP
T-1368 15XL w/ Leads, 20' ESP
T-1369 15XL w/ Leads, 25' ESP
T-218 15XL w/ Leads, 6' PCM-8
T-518 15XL w/ Leads, 8' PCM-8

- T-2309 Pilot Arc Cable, 6', ESP
T-1339 Pilot Arc Cable, 12', ESP
T-1340 Pilot Arc Cable, 15', ESP
T-1341 Pilot Arc Cable, 20', ESP
T-1342 Pilot Arc Cable, 25', ESP
T-1961 Pilot Arc Cable, 6', PCM-8
T-2312 Pilot Arc Cable, 8', PCM-8
T-1343 Power Cable, 6', ESP, PCM-8
T-1344 Power Cable, 12', ESP
T-1345 Power Cable, 15', ESP
T-1346 Power Cable, 20', ESP
T-1347 Power Cable, 25', ESP
T-2313 Power Cable, 8', PCM-8



- T-2310 Gas Hose, 6', ESP
T-1349 Gas Hose, 12', ESP
T-1350 Gas Hose, 15', ESP
T-1351 Gas Hose, 20', ESP
T-1352 Gas Hose, 25', ESP
T-1348 Gas Hose, 6', PCM-8
T-2314 Gas Hose, 8', PCM-8

- T-2311 Injection Hose, 6', ESP
T-1355 Injection Hose, 15', ESP
T-1356 Injection Hose, 20', ESP
T-1357 Injection Hose, 25', ESP
T-1353 Injection Hose, 6', PCM-8
T-2315 Injection Hose, 8', PCM-8

ADDITIONAL ITEMS NOT SHOWN

- | | |
|------------------------|-----------------------|
| T-1370 Connector, H.F. | T-1372 H.F. Wire |
| T-1371 Insulator, H.F. | T-1373 Wire Insulator |

XL and Standard Parts Should Not Be Mixed When Cutting